


## Inline terminal - IB IL 24 DI 2-NPN-PAC - 2861483

Please be informed that the data shown in this PDF Document is generated from our Online Catalog. Please find the complete data in the user's documentation. Our General Terms of Use for Downloads are valid (<http://phoenixcontact.com/download>)



Inline, Digital input terminal, Digital inputs: 2 (NPN), 24 V DC, connection method: 4-conductor, transmission speed in the local bus: 500 kbps, degree of protection: IP20, including Inline connector and labeling field

### Product Description

The terminal is designed for use within an Inline station. It is used to acquire digital signals.

### Your advantages

- Connections for 2 digital sensors, npn-wired
- Connection of sensors in 2-, 3-, and 4-conductor technology
- Maximum permissible load current per sensor: 250 mA
- Diagnostic and status indicators



### Key Commercial Data

Packing unit	1 pc
GTIN	 4 017918 894405
GTIN	4017918894405
Weight per Piece (excluding packing)	74.100 g
Custom tariff number	85389099
Country of origin	Germany

### Technical data

#### Note

Utilization restriction	EMC: class A product, see manufacturer's declaration in the download area
	Use in potentially explosive areas is not permitted in China.

# Inline terminal - IB IL 24 DI 2-NPN-PAC - 2861483

## Technical data

### Dimensions

Width	12.2 mm
Height	119.8 mm
Depth	71.5 mm
Note on dimensions	Housing dimensions

### Ambient conditions

Ambient temperature (operation)	-25 °C ... 55 °C
Ambient temperature (storage/transport)	-25 °C ... 85 °C
Permissible humidity (operation)	10 % ... 95 % (according to DIN EN 61131-2)
Permissible humidity (storage/transport)	10 % ... 95 % (according to DIN EN 61131-2)
Air pressure (operation)	70 kPa ... 106 kPa (up to 3000 m above sea level)
Air pressure (storage/transport)	70 kPa ... 106 kPa (up to 3000 m above sea level)
Degree of protection	IP20

### General

Mounting type	DIN rail
Color	green
Net weight	59.79 g
Note on weight specifications	with connector

### Interfaces

Designation	Inline local bus
Number	2
Connection method	Inline data jumper
Transmission speed	500 kbps

### Inline potentials

Designation	Communications power ( $U_L$ )
Supply voltage	7.5 V DC (via voltage jumper)
Current consumption	max. 35 mA
Designation	Segment circuit supply ( $U_S$ )
Supply voltage	24 V DC (via voltage jumper)
Supply voltage range	19.2 V DC ... 30 V DC (including all tolerances, including ripple)
Current consumption	max. 0.5 A

### Digital inputs

Input name	Digital inputs
Description of the input	EN 61131-2 type 1
Connection method	Spring-cage connection
Connection technology	4-conductor

# Inline terminal - IB IL 24 DI 2-NPN-PAC - 2861483

## Technical data

### Digital inputs

Number of inputs	2 (NPN)
Typical response time	< 1 ms
Protective circuit	Short-circuit and overload protection
Nominal input voltage $U_{IN}$	24 V DC
Input voltage	24 V DC
Input voltage range "0" signal	-3 V DC ... 5 V DC
Input voltage range "1" signal	15 V DC ... 30 V DC

### Electrical isolation

Test section	5 V supply, incoming remote bus/7.5 V supply (bus logics) 500 V AC 50 Hz 1 min.
	5 V supply, outgoing remote bus/7.5 V supply (bus logics) 500 V AC 50 Hz 1 min.
	7.5 V supply (bus logics)/24 V supply (I/O) 500 V AC 50 Hz 1 min.
	24 V supply (I/O) / functional ground 500 V AC 50 Hz 1 min.

### Standards and Regulations

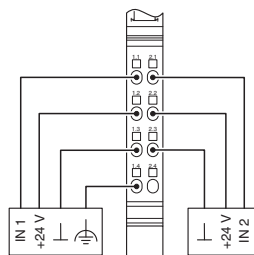
Connection in acc. with standard	CUL
Protection class	III (IEC 61140, EN 61140, VDE 0140-1)

### Environmental Product Compliance

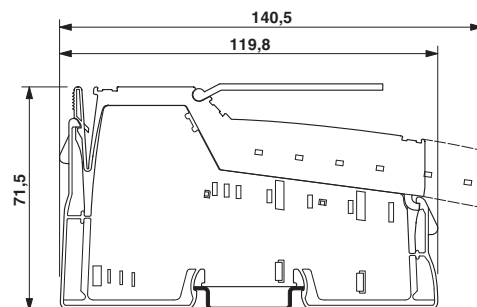
China RoHS	Environmentally Friendly Use Period = 50 years
	For details about hazardous substances go to tab "Downloads", Category "Manufacturer's declaration"

## Drawings

Connection diagram



Dimensional drawing



# Inline terminal - IB IL 24 DI 2-NPN-PAC - 2861483

## Classifications

### eCl@ss

eCl@ss 10.0.1	27242604
eCl@ss 11.0	27242604
eCl@ss 4.0	27250300
eCl@ss 4.1	27250300
eCl@ss 5.0	27250300
eCl@ss 5.1	27242600
eCl@ss 6.0	27242600
eCl@ss 7.0	27242604
eCl@ss 9.0	27242604

### ETIM

ETIM 2.0	EC001430
ETIM 3.0	EC001599
ETIM 4.0	EC001599
ETIM 6.0	EC001599
ETIM 7.0	EC001599

### UNSPSC

UNSPSC 6.01	43172015
UNSPSC 7.0901	43201404
UNSPSC 11	43172015
UNSPSC 12.01	43201404
UNSPSC 13.2	32151602
UNSPSC 18.0	32151602
UNSPSC 19.0	32151602
UNSPSC 20.0	32151602
UNSPSC 21.0	32151602

## Approvals

### Approvals

---

#### Approvals

DNV GL / BV / LR / ABS / UL Recognized / EAC

---

#### Ex Approvals

UL Listed / cUL Listed / cULus Listed

## Inline terminal - IB IL 24 DI 2-NPN-PAC - 2861483

### Approvals

#### Approval details

DNV GL		<a href="https://approvalfinder.dnvgl.com/">https://approvalfinder.dnvgl.com/</a>	TAA00002CU
BV		<a href="http://www.veristar.com/portal/veristarinfo/generalinfo/approved/approvedProducts/equipmentAndMaterials">http://www.veristar.com/portal/veristarinfo/generalinfo/approved/approvedProducts/equipmentAndMaterials</a>	20989_C0 BV
LR		<a href="http://www.lr.org/en">http://www.lr.org/en</a>	08/20033
ABS		<a href="http://www.eagle.org/eagleExternalPortalWEB/">http://www.eagle.org/eagleExternalPortalWEB/</a>	17-HG1621871-PDA
UL Recognized		<a href="http://database.ul.com/cgi-bin/XYV/template/LISEXT/1FRAME/index.htm">http://database.ul.com/cgi-bin/XYV/template/LISEXT/1FRAME/index.htm</a>	FILE E 140324
EAC			EAC-Zulassung

### Accessories

Accessories

Labeling panel

Labeling field - IB IL FIELD 2 - 2727501

Labeling field, width: 12.2 mm



Plug

## Inline terminal - IB IL 24 DI 2-NPN-PAC - 2861483

### Accessories

Inline connector - IB IL SCN-8-CP - 2727608



Inline connector, colored

---

Inline connector - IB IL SCN-8 - 2726337



Connector, for digital 1, 2 or 8-channel Inline terminals

---

### Terminal marking

Insert strip - ESL 62X10 - 0809492



Insert strip, Sheet, white, unlabeled, can be labeled with: Office printing systems: Laser printer, mounting type: insert, lettering field size: 62 x 10 mm, Number of individual labels: 72